

Further information

Battery and battery life

The e-Starter has a **3.7V 1Ah LiPo rechargeable battery**.

- **Low battery indicator:** When the battery becomes low, the "Start" led flashes red.
- **Recharging the battery:**
 - Insert the magnetic USB cable into the USB port located at the front of the transmitter.
 - It is recommended to make complete charges (charging time: 2h).
 - When the battery is fully charged, the device has a battery life of 50h.
 - The E-Starter has an automatic shutdown function (after 1 hour), to save the battery.

Technical sheet

- Weight: 250 g with batteries
- Dimensions: 155 x 144 x 134 mm
- Compatibility: FxChip / FxChip BLE
- Transmitter with 1 code: START
- Detection field: 1.5 meters (left and right side)
- Minimum distance between 2 transmitters: 10 meters
- Minimum time between 2 transmitters: 0,7 second
- Accuracy: 1/100 of a second
- Battery: 3.7V 1Ah LiPo rechargeable battery, automatic shutdown after 1h
- Battery life: 50 hours
- Water resistance: 3ATM
- Operating temperatures: -20°C to +50°C

Technical support

Find our FAQ (Frequently Asked Questions), as well as other manuals and user guides, on our website at: www.freelap.com/support

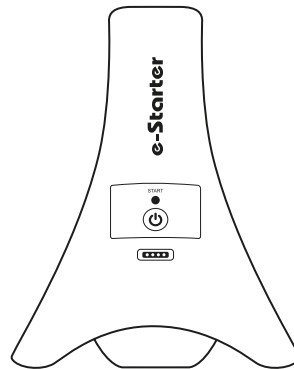
If you cannot find the answers to your questions, please contact your Freelap dealer. Find the list of Freelap dealers at: www.freelap.com/freelap-contact

After-sales service & warranty

The e-Starter is guaranteed 2 years. If you have any questions or if you need assistance with your device, please contact your Freelap dealer.

freelap[®]
freedom of timing

e-Starter



FREELAP SA

Av. D.-Jeanrichard 2A CH-2114 Fleurier – Switzerland
+41 32 861 52 42 - www.freelap.com



@freelap

About the e- Starter

e- Starter is the "pistol shot" start transmitter of Freelap timing system. It triggers the start of the transponder's timer with an accuracy of 1/100s.

Once the athlete presses the starter button, the e- Starter waits during 10 seconds (so that the athlete can get ready). Then it emits a "SET" voice sound to warn the athlete.

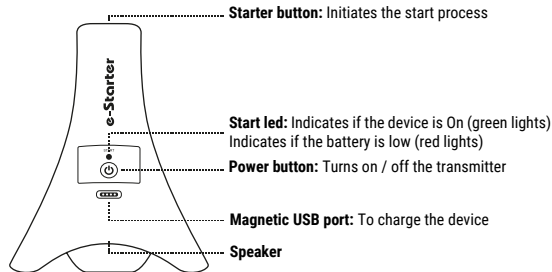
Finally, it emits a random pistol gunshot and instantly triggers the start.

Use of the e- Starter

1. Prerequisites

e- Starter transmitter is a part of the Freelap timing system. To get your timing data, you must **attach the transponder(s) to the athlete(s) and use the MyFreelap app** (cf corresponding user manuals).

2. Get to know your device



3. Turn it on

To turn on the transmitter, press the "Power" button for 2 seconds.
The green led lights up to indicate that the transmitter is on.

4. Place it on the track

- Place the e- Starter **on the ground** (do not raise it).
- The transmitter has a detection field of 1.5 meters (left and right side), so it must be placed: **Next to the athlete, at maximum 1.5 meters.**

> **The e- Starter can cover 2 lanes.** You can time 2 athletes simultaneously on 2 adjacent lanes.

> e- Starter is a START transmitter. To make Freelap system work, you must have a transmitter set with the code FINISH on your track.


- **You must add one FINISH transmitter** (e.g: 1 Tx Junior Pro transmitter set with the code FINISH).

- **You can add more Freelap transmitters** (e.g: 1 Tx Junior Pro transmitter set with the code LAP to get your intermediate LAP times).

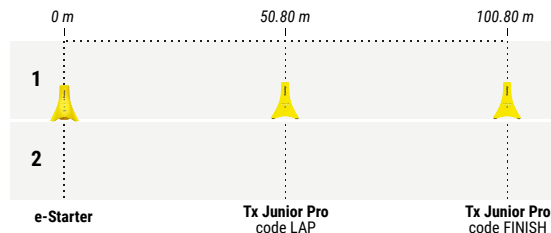
> The **e- Starter must be at least 10m apart other transmitters**, with a minimum time of 0.7 second.

> Your track must contain a **maximum of 11 transmitters.**

Example n°1 : Timing 100m - 1 athlete



Example : Timing 100m (2x50m) - 2 athletes



Placing the transmitter at any other location or position may result in inaccuracies or non-detection.

5. Trigger the start

• **Put yourself in the start position and press the starter button (on the top of the transmitter).** The transmitter is waiting during 10 seconds to let you prepare yourself.

• After the 10 seconds the transmitter emits a "SET" voice sound to warn that the pistol shot (the start) is imminent.

• **Take the start at the sound of the pistol shot.** The pistol shot is emitted between 1.5 to 2.5 seconds after the "SET" voice sound (variable time for more realism). The start of the FxChip BLE timer is instantly triggered at the sound of the pistol shot.

• No need to wait until the first athletes have finished their run to trigger a new start process.

Be careful not to start before the sound signal. The transmitter does not detect false start.